

GENERATION NEXT FASHIONS LIMITED

Statement of Financial Position (Un-Audited)

As at September 30, 2022

Particulars	Notes	Amount in Taka	
		30-Sep-2022	30-Jun-2022
A. NON-CURRENT ASSETS		4,551,220,898	4,578,306,881
Property, Plant & Equipment	Annexure-1 04	4,206,148,748	4,233,299,731
Capital Works-in-Progress		345,072,150	345,007,150
B. CURRENT ASSETS		5,149,138,645	5,166,576,545
Inventories	05	2,852,887,475	2,878,819,750
Accounts Receivable	06	1,756,948,523	1,777,616,161
Advances, Deposits and Pre-Payments	07	213,953,003	209,518,531
Cash & Cash Equivalents	08	325,349,644	300,622,103
C. CURRENT LIABILITIES & PROVISIONS		1,957,779,759	2,021,110,043
Accounts & Other Payables	09	123,648,353	99,145,292
Accrued Expenses	10	583,526,778	555,849,833
Bank Overdraft	11	46,121,087	46,753,444
Short Term Bank Credits	12	646,511,912	742,768,071
Deferred L/C Liabilities	13	71,263,560	54,938,508
Share Money Refundable	14	264,512	2,734,808
Current Maturity of Long Term Loans	15	486,443,556	518,920,087
D. NET CURRENT ASSETS (B-C)		3,191,358,887	3,145,466,502
E. NET ASSETS (A+D)		7,742,579,785	7,723,773,384
F. SHAREHOLDERS' EQUITY		5,893,592,922	5,897,470,428
Share Capital	16	4,949,745,550	4,949,745,550
Share Premium		236,779,111	236,779,111
Revaluation Surplus	17	380,408,660	382,159,453
Retained Earnings	18	326,659,601	328,786,314
G. LONG TERM LOAN	19	1,848,986,863	1,826,302,955
H. LIABILITIES & SHAREHOLDERS' EQUITY (F+G)		7,742,579,785	7,723,773,384
Net Assets Value Per Share (NAVPS)	29	11.91	11.91

Chairman

Managing Director

Director

Chief Financial Officer

Company Secretary

GENERATION NEXT FASHIONS LIMITED
Statement of Profit or Loss and Other Comprehensive Income (Un-Audited)
For the period from 01 July 2022 to September 30, 2022

Particulars	Notes	Amount in Taka	
		01.07.2022 to 30.09.2022	01.07.2021 to 30.09.2021
Sales Revenue	20	1,361,490,752	664,588,629
Less: Cost of Goods Sold	21	1,171,930,708	557,733,019
Gross Profit		189,560,044	106,855,610
Less: Administrative & Selling Expenses	22	114,010,546	89,403,968
Operating Profit		75,549,497	17,451,641
Add: Other Income	23	14,035,868	39,241,652
		89,585,365	56,693,293
Less: Financial Expenses	24	77,227,281	67,822,928
		12,358,084	(11,129,635)
Less: Contribution to Central Fund (RMG Sector)	25	408,447	199,377
Net Profit Before Tax		11,949,637	(11,329,012)
		15,827,142	15,856,783
Less: Current Year Tax Expenditure	26	8,278,247	5,899,742
Deferred Tax Expenditure	27	7,548,895	9,957,041
Net Profit After Tax		(3,877,505)	(27,185,795)
Other Comprehensive Income for this year			
DTI on Depreciation of Revalued Assets	35	210,095	217,758
		210,095	217,758
		(3,667,410)	(26,968,037)
Earning Per Share (EPS) (Previous period restated)	28	(0.01)	(0.05)


Chairman


Managing Director


Director


Chief Financial Officer


Company Secretary

GENERATION NEXT FASHIONS LIMITED
Statement of Changes in Equity (Un-Audited)
For the period from 01 July 2022 to September 30, 2022

(Amount in Taka)


For (01 July 2022 to 30 September 2022):

Particulars	Share Capital	Share Premium	Retained Earnings	Revaluation Surplus	Total
Balance at July 01, 2022	4,949,745,550	236,779,111	328,786,314	382,159,452	5,897,470,427
Depreciation on Revaluation Surplus	-	-	-	(1,750,792)	(1,750,792)
Depreciation on Revaluation Surplus (Net of Tax)	-	-	1,540,697	-	1,540,697
Other Comprehensive Income	-	-	210,095	-	210,095
Net Profit during the year	-	-	(3,877,505)	-	(3,877,505)
Balance at September 30, 2022	4,949,745,550	236,779,111	326,659,601	380,408,660	5,893,592,922


For (01 July 2021 to 30 September 2021):

Particulars	Share Capital	Share Premium	Retained Earnings	Revaluation Surplus	Total
Balance at July 01, 2021	4,949,745,550	236,779,111	316,800,868	389,418,045	5,892,743,575
Depreciation on Revaluation Surplus	-	-	-	(1,814,648)	(1,814,648)
Depreciation on Revaluation Surplus (Net of Tax)	-	-	1,596,890	-	1,596,890
Other Comprehensive Income	-	-	217,758	-	217,758
Net Profit during the year	-	-	(27,185,795)	-	(27,185,795)
Balance at September 30, 2021	4,949,745,550	236,779,111	291,429,722	387,603,397	5,865,557,780


Chairman


Managing Director


Director



Chief Financial Officer



Company Secretary

GENERATION NEXT FASHIONS LIMITED
Statement of Cash Flows (Un-Audited)
For the period from 01 July 2022 to September 30, 2022

Particulars	Notes	Amount in Taka	
		01.07.2022 to 30.09.2022	01.07.2021 to 30.09.2021
A. CASH FLOWS FROM OPERATING ACTIVITIES:		136,682,240	4,226,823
Cash Received from Customers	32	1,381,803,708	655,847,110
Received from Other Income		14,035,868	39,241,652
Paid Suppliers	33	(787,465,730)	(337,866,623)
Paid for Operating Expenses	34	(463,547,772)	(347,300,527)
Income Tax Paid/(Deducted)		(8,143,834)	(5,694,789)
B. CASH FLOWS FROM INVESTING ACTIVITIES:		(1,539,750)	(1,663,100)
Acquisition of Fixed Assets		(1,474,750)	(1,402,100)
Expenditures for Capital Work-in-Progress		(65,000)	(261,000)
C. CASH FLOWS FROM FINANCING ACTIVITIES:		(109,151,436)	(5,707,126)
Bank Overdraft (Adjusted)/Received		(632,357)	1,083,824
Short Term Bank Credit (Adjusted)/Received		(96,256,159)	(28,426,320)
Long Term Loan (Adjusted)/Received		(9,792,623)	21,635,370
Share Money Deposit (Adjusted)/ Received		(2,470,296)	-
D. Net Increase/(Decrease) in cash & cash equivalents (A+B+C)		25,991,055	(3,143,403)
E. Cash & Cash equivalents at the beginning of the year		300,622,103	104,615,837
Effect of foreign exchange rate change on cash and cash equivalent		(1,263,512)	(753,536)
Assets on Deferred Part		-	(2,838,699)
F. Cash & Cash equivalents at the end of the year (D+E)		325,349,645	97,880,198
Operating Cash Flow Per Share	30	0.28	0.01


Chairman


Managing Director


Director


Chief Financial Officer


Company Secretary